Food and Agriculture Organization of the United Nations

International Plant Protection Convention

ICC international computing centre

IPPC GeNS Application

Production Version

Release Notes

Release Version May 2023

INDEX

1 FIXES 3
2 ENHANCEMENTS 5
3 USER MANUALS 14

1 Fixes

Reference	Description
IGN-2642	To search for "Most Exported Commodity" under Companies. - As NPPO Admin click "Administration" >> "Companies" folder. - When search by "Most Exported Commodity" then related results will be displayed. 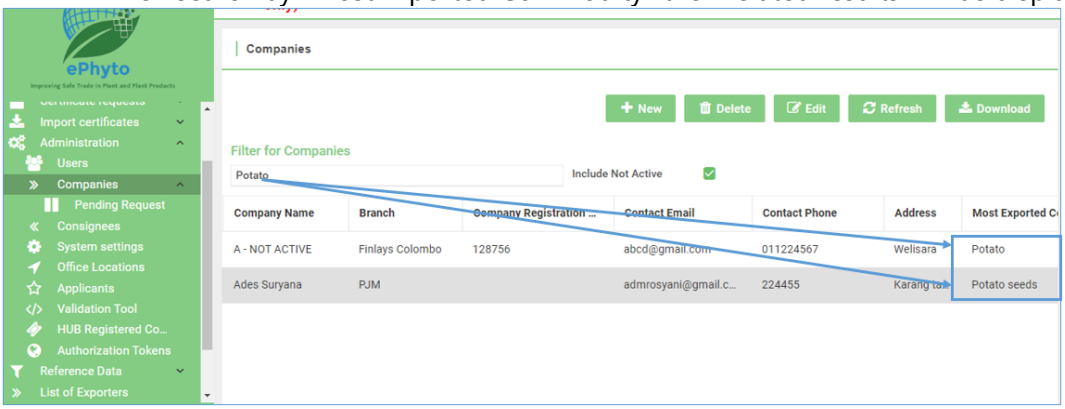
IGN-2765	The configuration "Enable proposed inspection date in past" not to allow past dates - If NPPO Admin enabled the configuration "Enable proposed inspection date in past". Then, when users create a certificate request, the proposed inspection date will accept Past, Current, and Future dates. 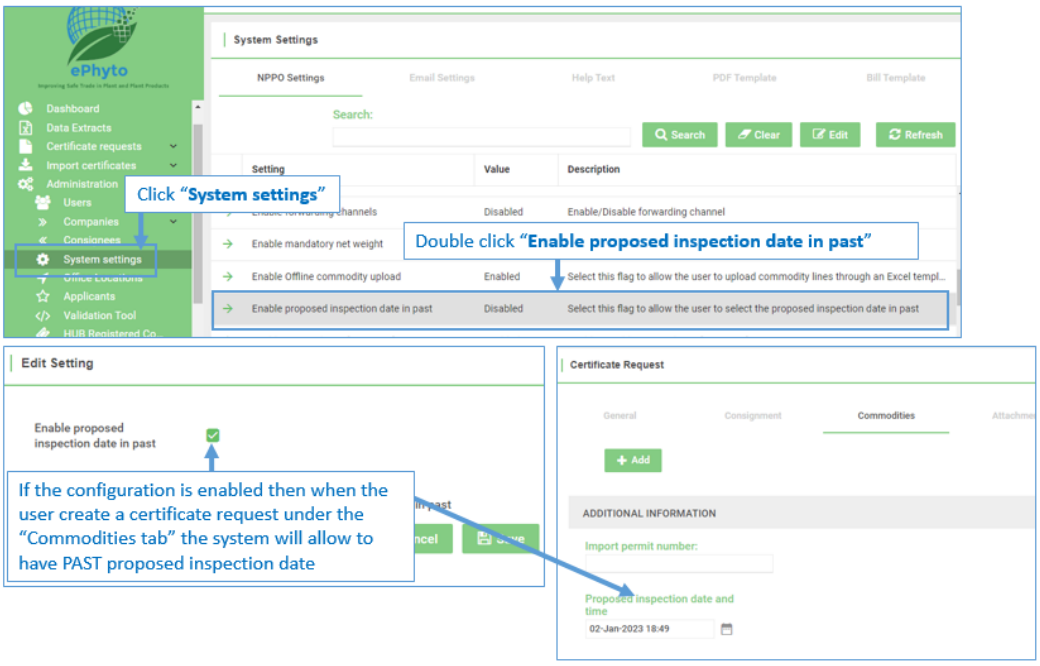 - If NPPO Admin Disabled the configuration "Enable proposed inspection date in past". Then, when users create a certificate request, the proposed inspection date will Current, and Future dates.

<table>
<tr><td></td><td>
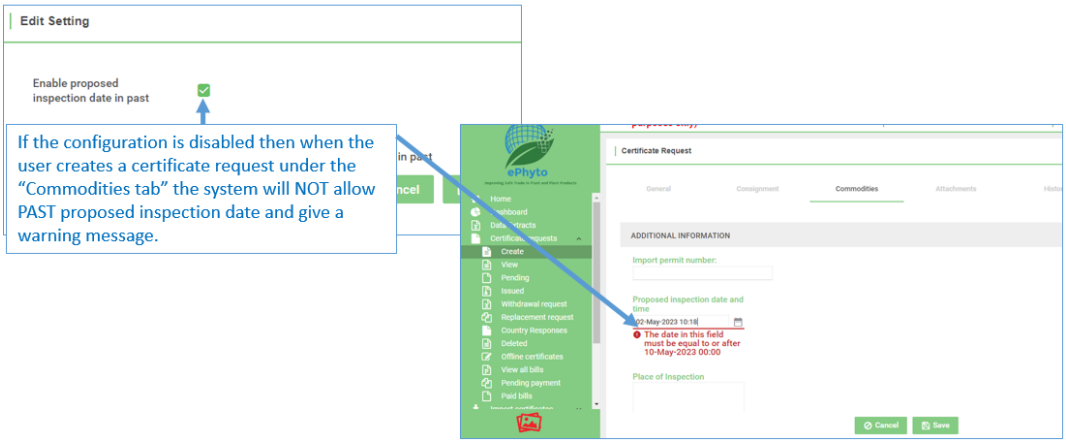

</td></tr>
<tr><td>IGN-2775</td><td>Validation for Quantity format number up to 4 decimal in XML
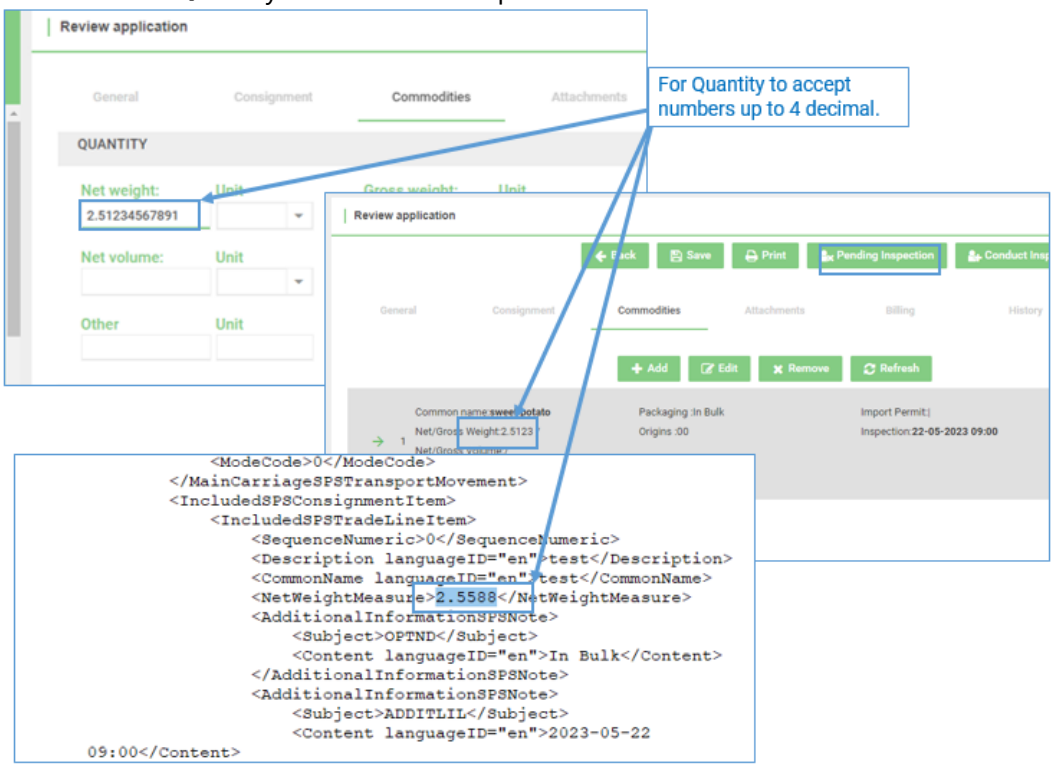

</td></tr>
<tr><td>IGN-2788</td><td>[SN User feedback]Uploaded signature accepts maximum100 KB where is should be Mximum13 MB.
In “My Profile” folder, when NPPO Officer upload signature, it should allow signature upload up to 13 MB.

</td></tr>
</table>

2 Enhancements

Reference	Description
IGN-1475	When add an exporter from the "Consignment" tab the email is optional. - The email field is mandatory when adding Companies. 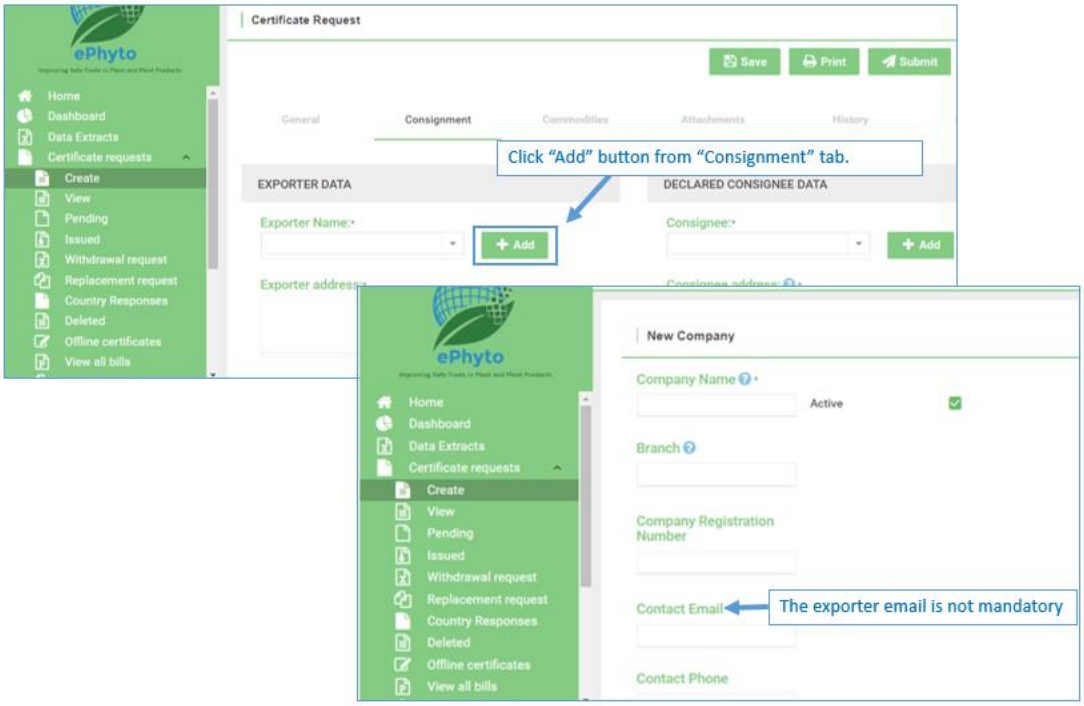
IGN-1690	[USER FEEDBACK] Use comma to separate the packages (not OF) - NPPO Administrator can enable/ disable the configuration "Separate packages with commas in certificate report" - If the configuration "Separate packages with commas in certificate report" is **enabled** → The packages will be separated with Comma e.g, 12.0 Box, 58.0 Barrel - If the configuration "Separate packages with commas in certificate report" is **disabled** → the packages will be separated by comma e,g 12.0 Box of 58.0 Barrel 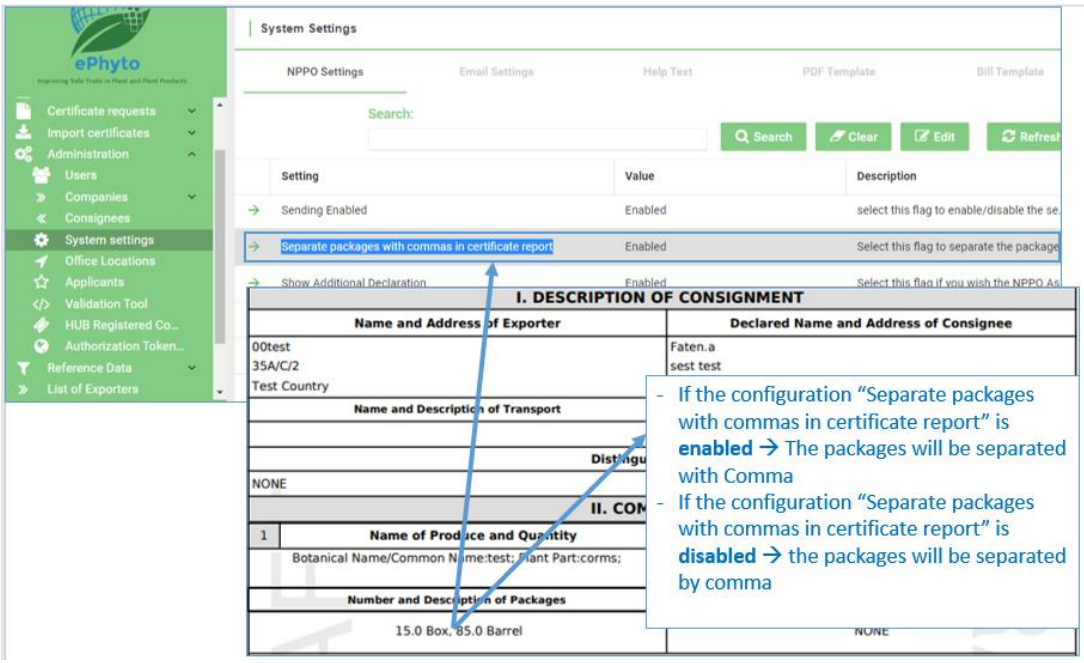

<table>
<tr><td>IGN-1708</td><td>[AU USER FEEDBACK] Country name without country code in the template

MINISTERIO DE AGRICULTURA, GANADERÍA Y ALIMENTACIÓN AZUL

Viceministerio de Sanidad Agropecuaria y Regulaciones -VISAR
DIRECCIÓN DE SANIDAD VEGETAL

PHYTOSANITARY CERTIFICATE No. CR-LT002023-E03O2VM016H6

FROM: Plant Protection Organization of **Test Country**	TO: Plant Protection Organization(s) of **the Republic of Fiji**
I. DESCRIPTION OF CONSIGNMENT	
Name and Address of Exporter	**Declared Name and Address of Consignee**
Amazon3 - Hyderabad Woodland, Hyderabad Hyderabad Test Country	Test consignee Alpha street 428 the Republic of Fiji
Declared Means of Conveyance	**Declared Point of Entry**
	the Republic of Fiji
Distinguishing Marks	
NONE	

Removing the country code from the exporter address

Removing the country code from the Consignee address</td></tr>
<tr><td>IGN-1857</td><td>Implementing Channel forwarding for ePhyto to enable the exporting country to specify multiple forwarding recipients (e.g., industry, custom office, or other systems) on the ePhyto envelope while sending it to the destination country.
See attached document “Channel Forwarding- GeNS level”</td></tr>
<tr><td>IGN-1870</td><td>[IL USER FEEDBACK] To add attachments directly included in the XML by having a configurable setting

- NPPO Admin can enable the configuration “Auto include attachments in XML” to allow auto include the attachments with size equal or less than 3 MB in the XML

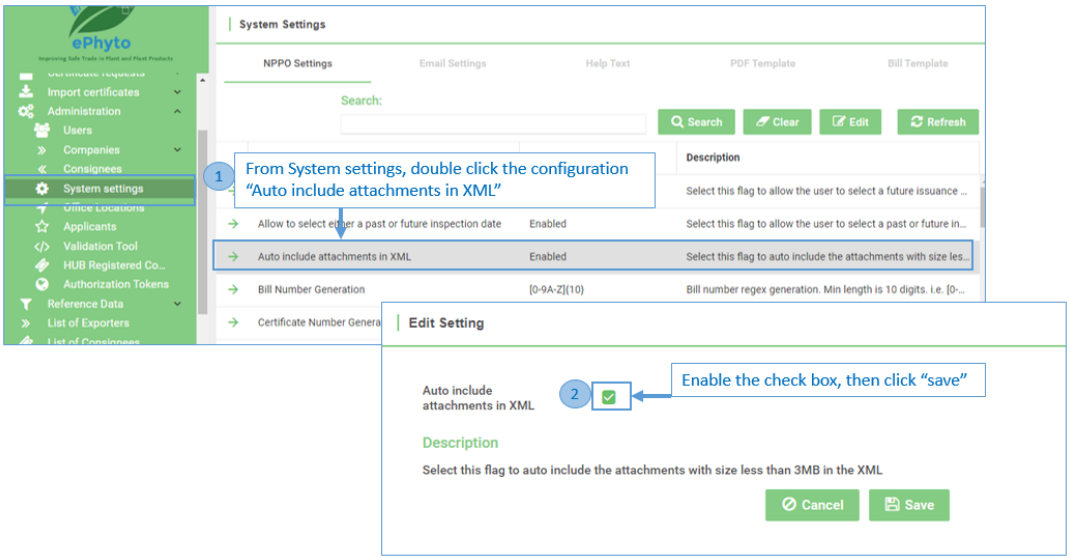

- Under attachment tab, upload a file equal or less than 3 MB</td></tr>
</table>

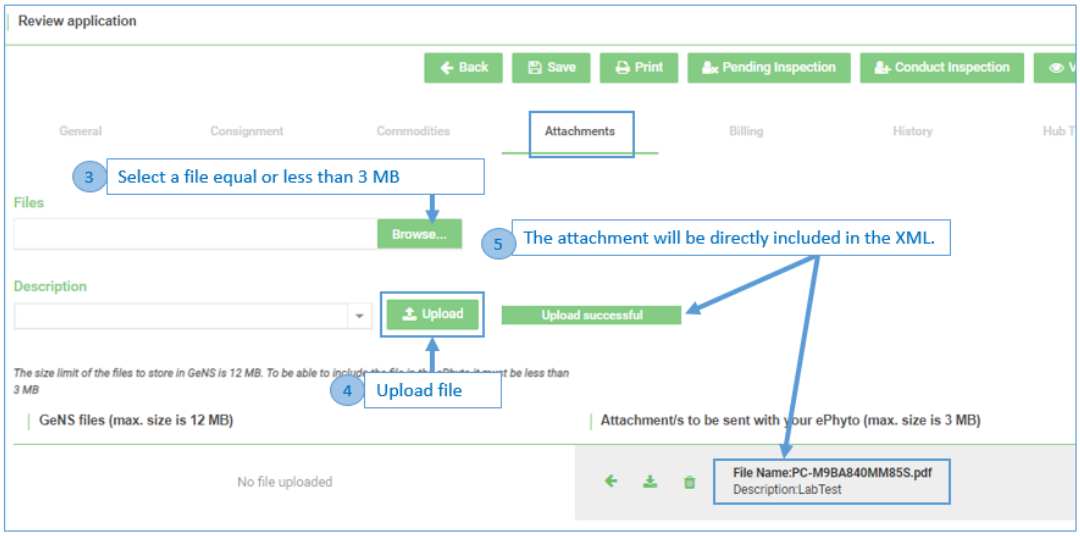

- Upload an attachment more than 3 MB

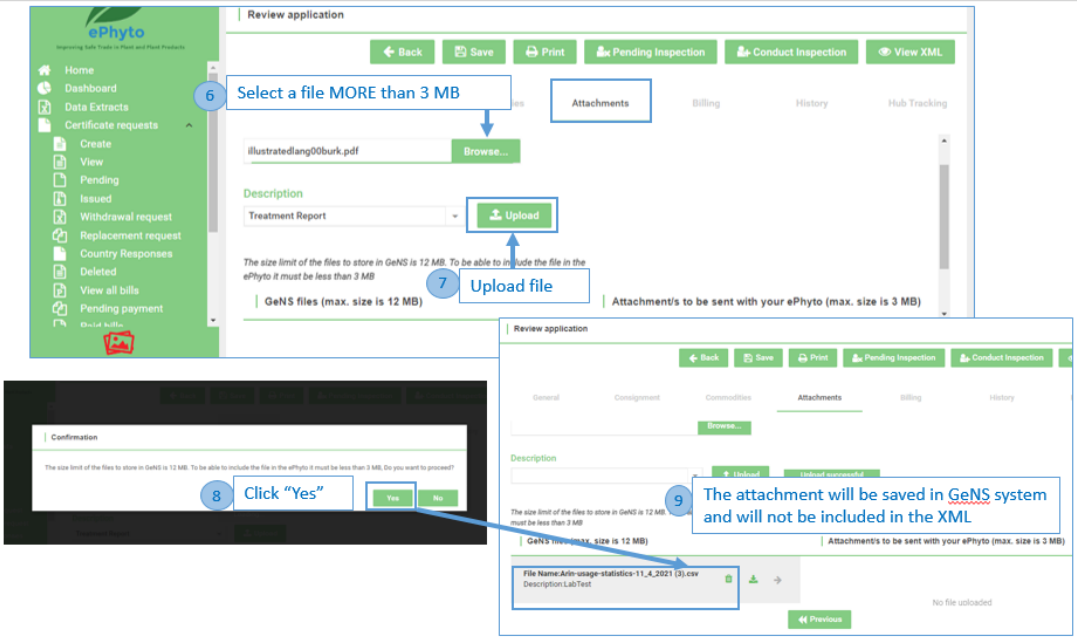

- Upload an attachment more than 12 MB

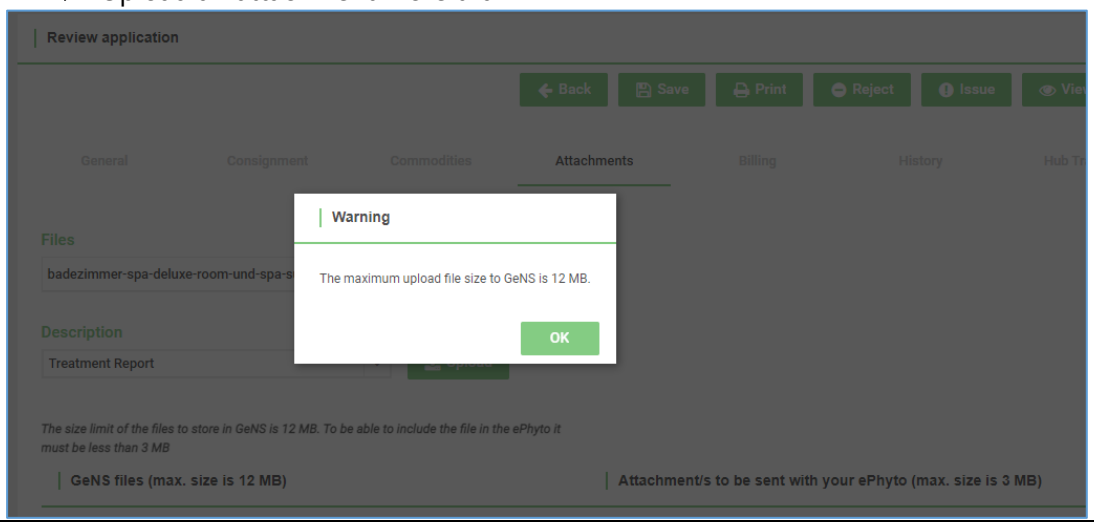

IGN-1878	[UG User Feedback] Customize "Applicant" field as mandatory - If the Applicant configuration is enabled by NPPO Admin

	When NPPO Assitant creates a new CR and leaves the Applicant field empty should get the warning message "Please enter the certificate applicant " 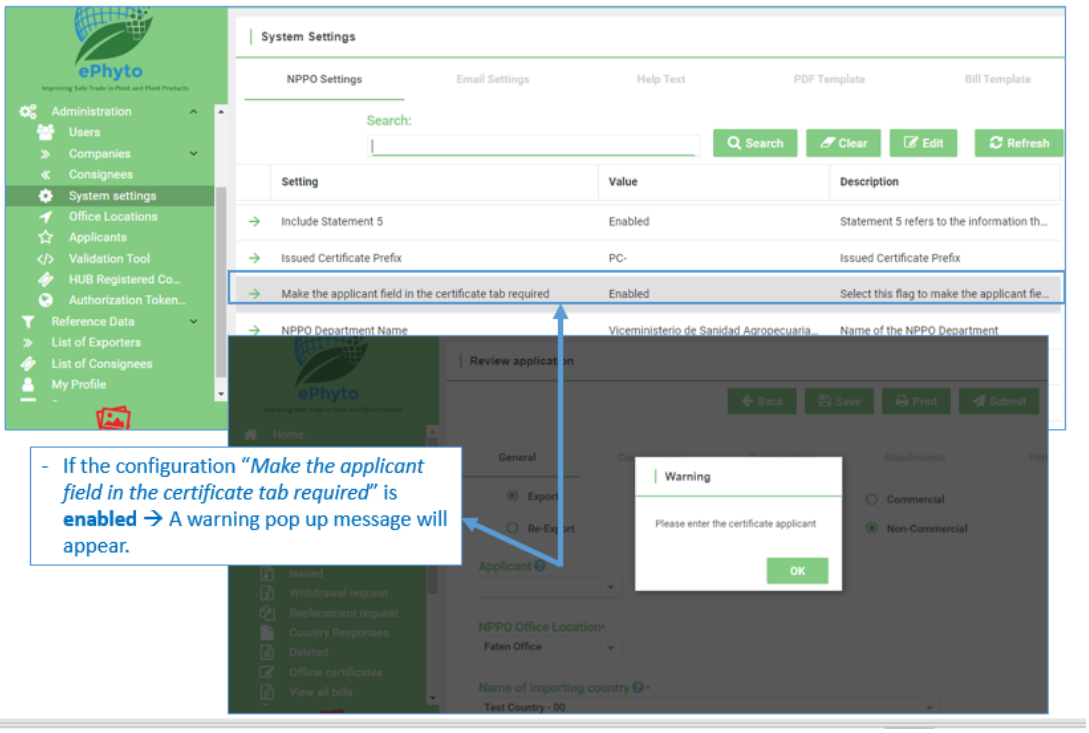
IGN-1957	Filter Additional Declaration List by Importing Country in Reference Data Log in as NPPO Administrator Under reference data, click Additional declaration When search by "Imported country" code or country name, then related results should be displayed

<table>
<tr><td></td><td>
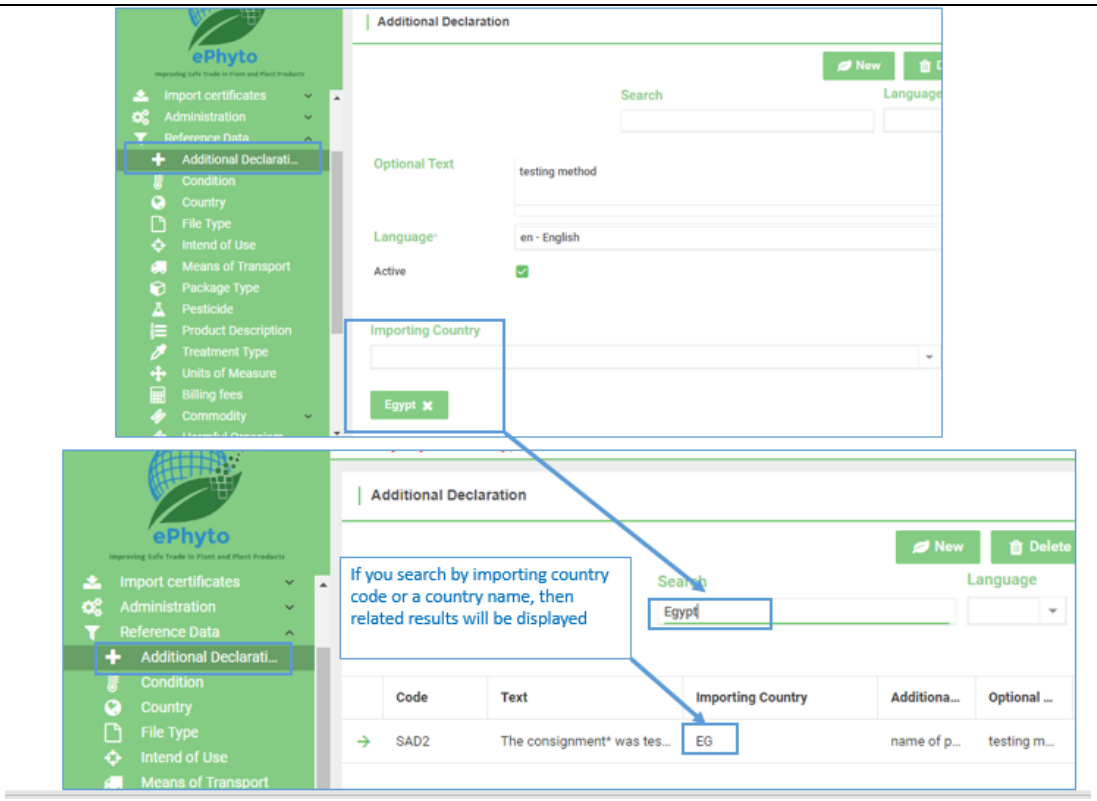

</td></tr>
<tr><td>IGN-2121</td><td>Add on the printed issued certificate a small note “electronically sent” located above the certificate number.
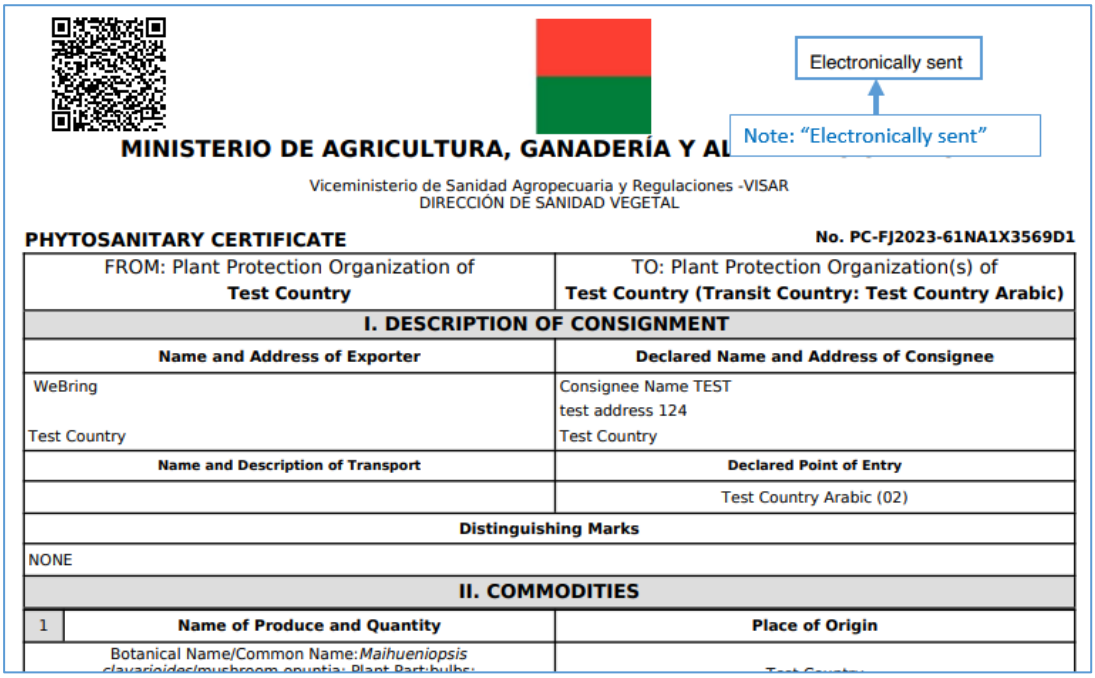

</td></tr>
<tr><td>IGN-2366</td><td>[Uganda Feedback] Net weight Mandatory

NPPO Administrator can enable/ disable the configuration “Enable mandatory net weight”
If the configuration “Enable mandatory net weight” is enabled → the net weight is mandatory to create the certificate request. Otherwise, disable the configuration to have the net weight optional.
</td></tr>
</table>

<table>
<tr><td></td><td> 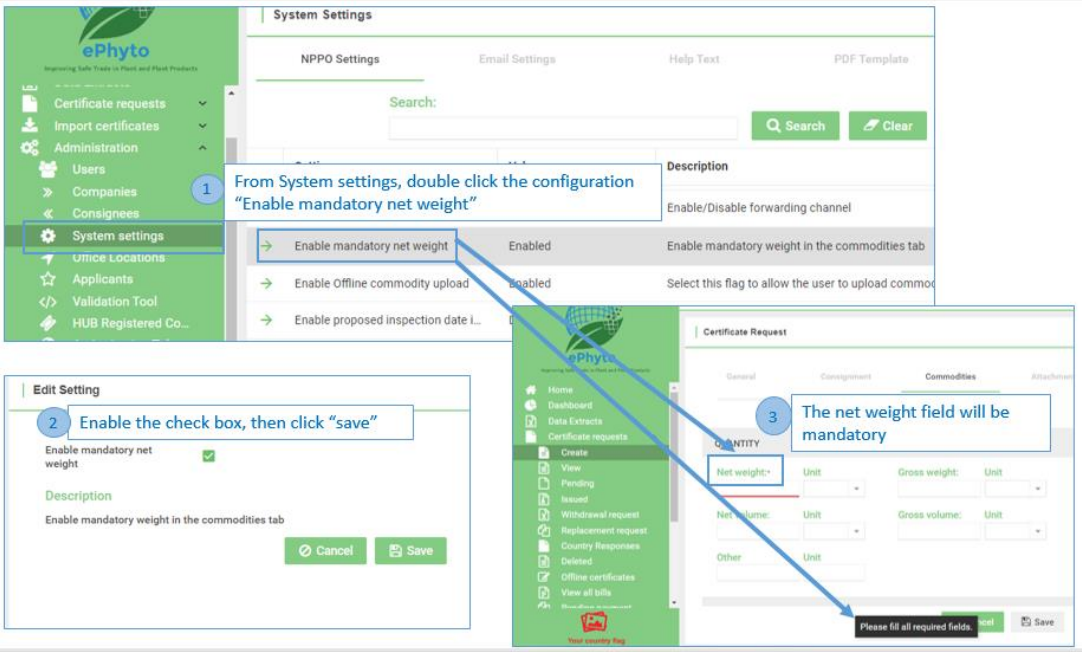
</td></tr>
<tr><td>IGN-2718</td><td>Google analytics upgrade and consolidation for Production countries</td></tr>
<tr><td>IGN-2727</td><td>French version and translation for channel forwarding
*Any recommended French translation always welcomed.</td></tr>
<tr><td>IGN-2733</td><td>[FIJI USER FEEDBACK] change the inspection date to be "date and time"
- Proposed inspection date and time added when adding new commodity line "in the commodities tab.
 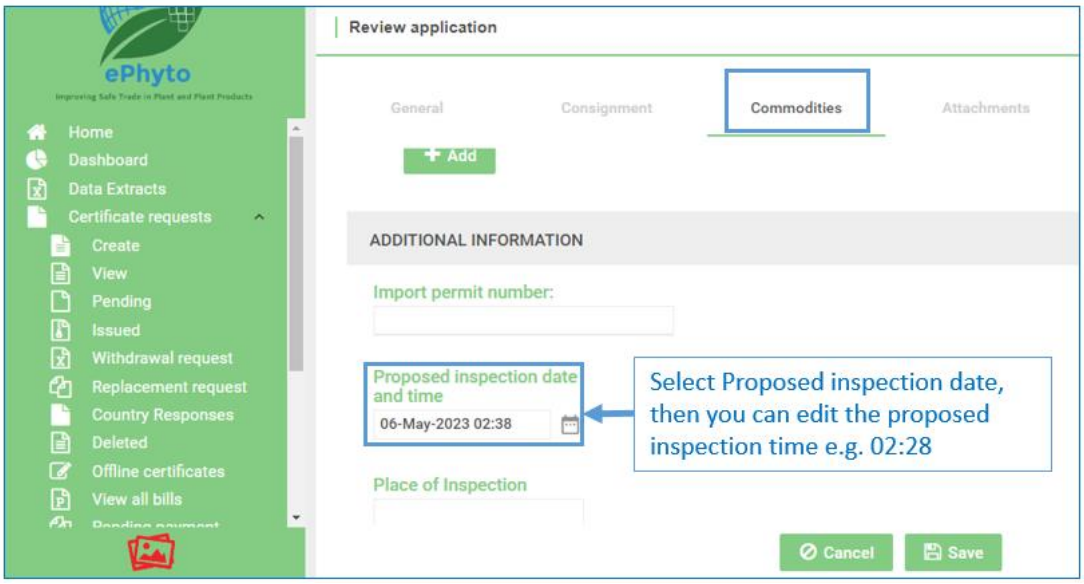

- When NPPO Inspector conducts inspection, to have the Inspection date and time</td></tr>
</table>

<table>
<tr><td></td><td> 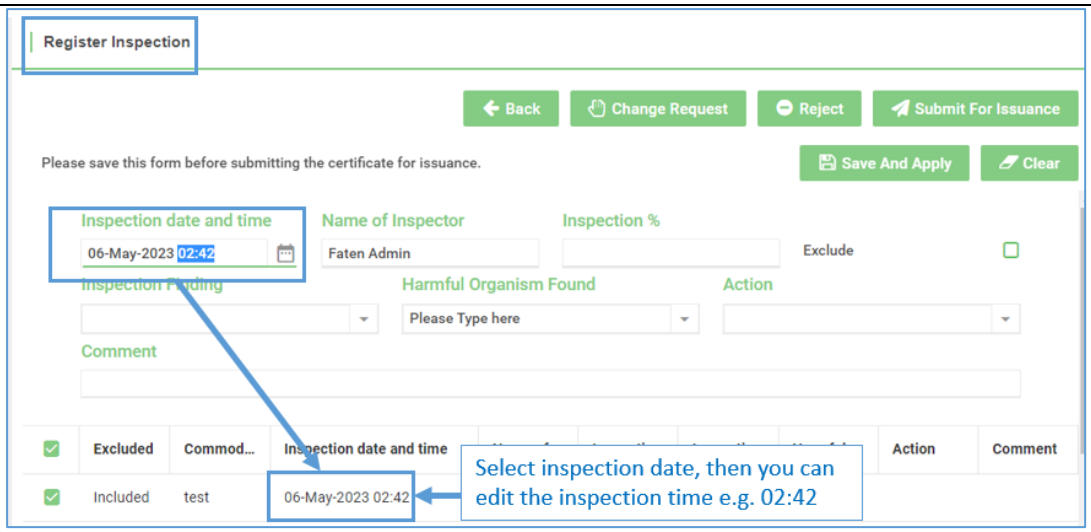
</td></tr>
<tr><td>IGN-2762</td><td>Update country response Acknowledgement status
- Country Response change of “Approved” status to “Satisfied”.
 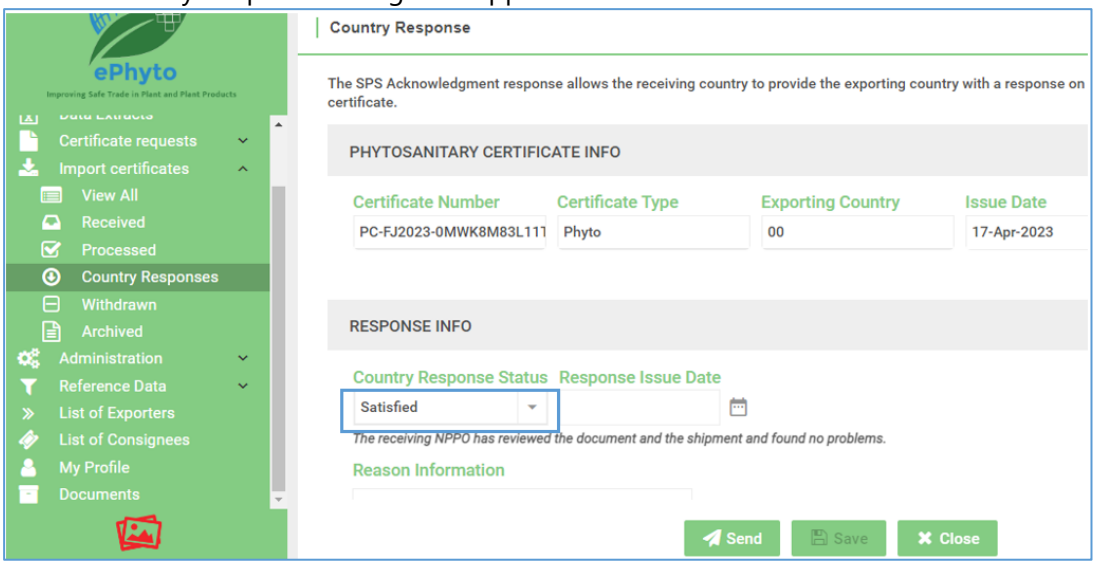
</td></tr>
<tr><td>IGN-2769</td><td>[SN USER FEEDBACK] French template of the printed bill

Note: you can change the title of “NPPO Name” of the bill by following the blow steps

- Administration >> System setting
- Double click “NPPO Name”, then add the NPPO Name as this title will be displayed on the printed bill and the printed certificate.</td></tr>
</table>

	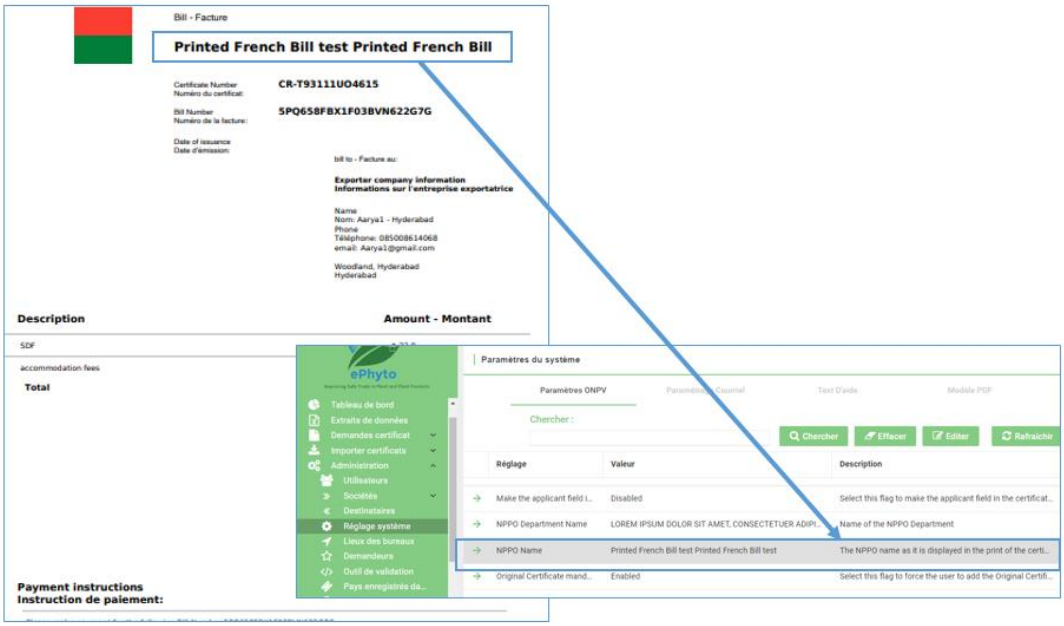
IGN-2776	Edit public search description text 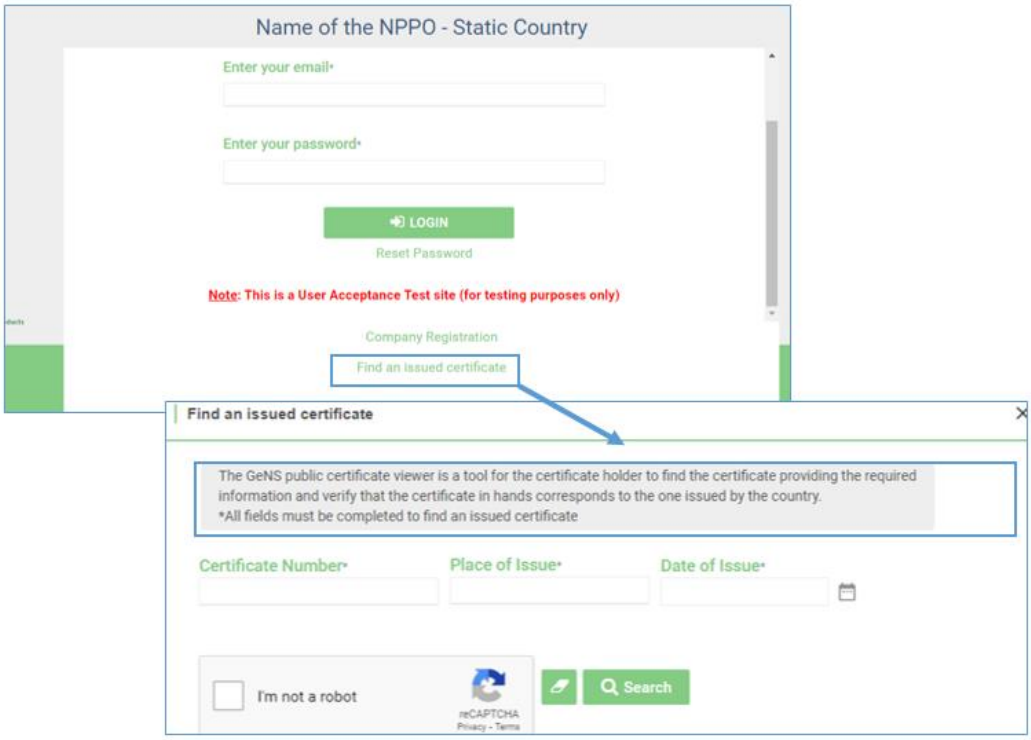
IGN-2768	Remove LOCAL entries from "Packages and "Means of Transport " - Login as NPPO Admin - Click "Reference data" then click "Package Type" or "Means of Transport" - We have removed add new button for both "Package" and "Means of Transport"

<table>
<tr><td></td><td>
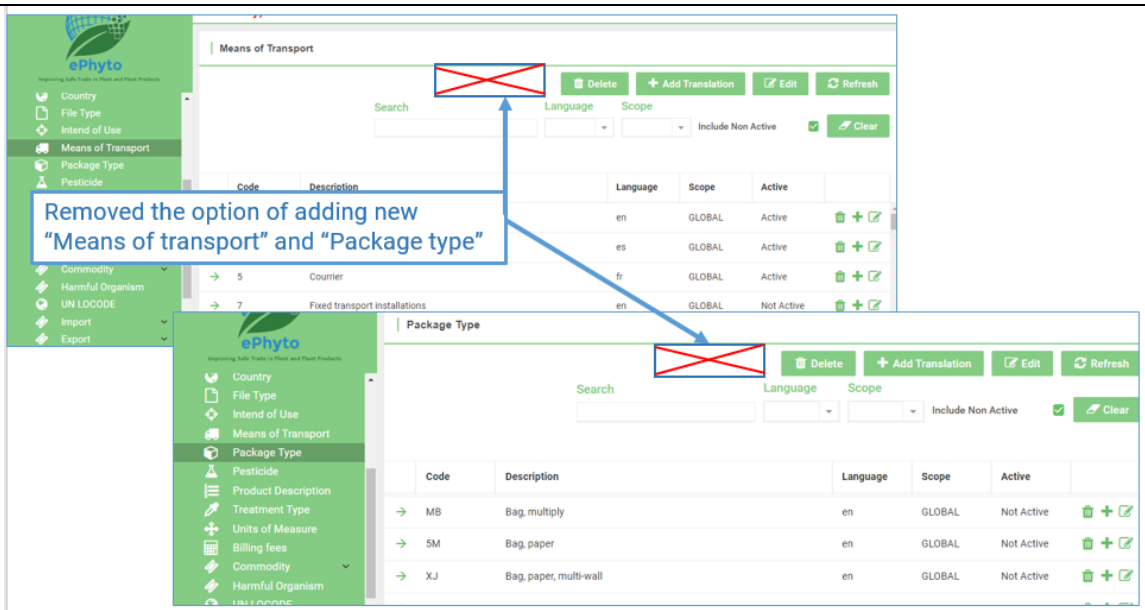

When copying an old certificate with any previously saved local entries for "Package type" or "Means of Transport".
Then the new copied draft certificate will replace the local records with empty values.

</td></tr>
<tr><td>IGN-2790</td><td>
To have exporters details listed by default in the billing tab.

As NPPO assistant or company user creates a certificate request
Then as NPPO Inspector , create the bill
Under Billing tab >> Exporters info button you should be able to have exporters information displayed by default e.g., company registration number, email, and phone number

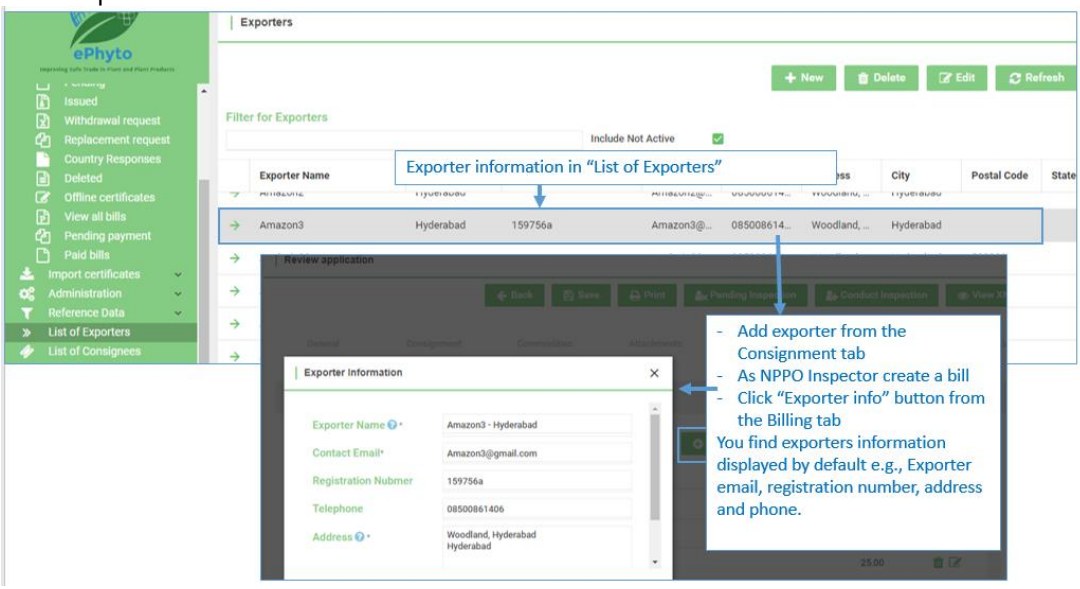

</td></tr>
<tr><td>IGN-2802</td><td>
[FJ USER FEEDBACK] Warning message for issuing a certificate and all commodities are executed.
The warning message: "Certificate not issued because there is no included commodities, to be able to issue the certificate you should have at least one included commodity."
</td></tr>
</table>

	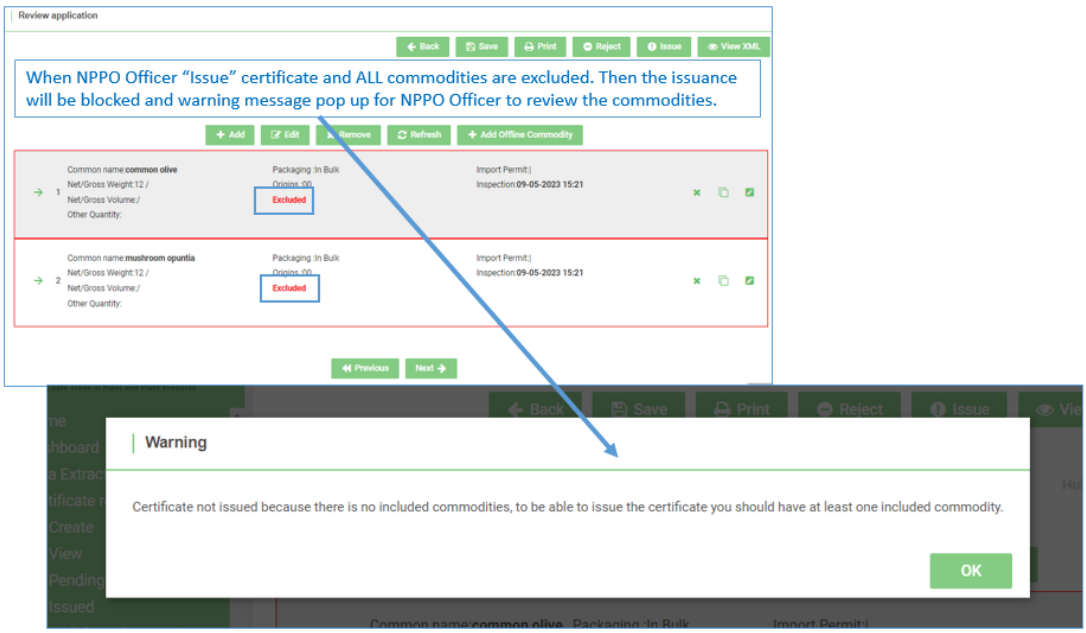
IGN-2840	IPPC Training module Moodle updates Update the IPPC Training module from version 4.1.0 to 4.1.3 and apply security patches. https://training.ephytoexchange.org

3 User Manuals

Reference	Description
User Manuals (Last updated on: Jan 2022)	1. Log in with your GeNS credentials 2. Go to "Documents" and click the relevant link NPPO profiles 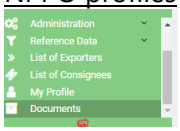 . GeNS User Guide - NPPO Administrator . GeNS User Guide - NPPO Officer . GeNS User Guide - NPPO Inspector & NPPO Import Inspector . GeNS User Guide - NPPO Assistant Company profiles 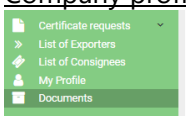 . GeNS User Guide - Company Administrator . GeNS User Guide - Company User